

THRIFTFEST

UPCYCLED

**SUN & WIND FACES
YEAH LETS DO THAT
WONDER PRINTING**

Whippet Up

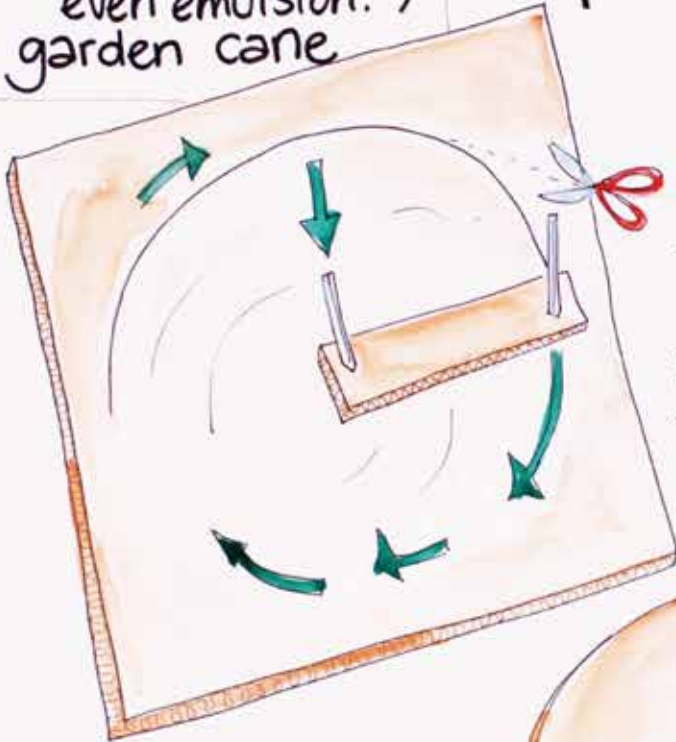


The Home Edition of
THE FESTIVAL OF THRIFT

You will need:

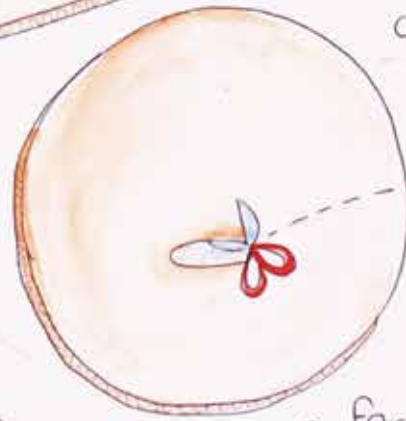
- Cardboard (cardboard boxes are great)
- Scissors
- pencils/pens
- glue
- paint (any kind even emulsion!)
- garden cane

Thrifty Sun & Wind faces



To MAKE A CIRCLE:-
 cut a strip of cardboard
 Put one pen at one end
 and the second pen at
 the other end. Draw round
 keeping the first pen fixed
 in the centre of your
 cardboard....
 cut out.

paint your scraps of
 cardboard




cut a hole in
 your circle
 so you can
 peep
 through!

then cut out shapes for your face



Stick your shapes onto
your circle to make
your sun and wind
faces



Attach a
garden stick
so you can
carry it or put
it in your garden!



Whippet Up uses art and creativity to improve wellbeing and help tackle loneliness. We run wellbeing groups that help folk get involved in arts events and festivals. Last year we ran Mission Out of Control at the Festival of Thrift



www.whippetup.org.uk

THRIFTFEST
UPCYCLED



The Home Edition of THE FESTIVAL OF THRIFT



"Yeah let's do that!" was shouted back at us whenever we took up ideas from the children. We were artists on a creative journey, looking at how the imagination and creativity of under 5's could shape the way we work. The Woodland Wonders group led the artists on a trail that messed with paint, clay, plants, mud, puppets, drums, food, water, cloth and glue. They decorated things that flew, floated, hung, fluttered, balanced, rolled and lit up. They led us into sparkling palaces, cardboard cities and tented wonderlands.

The Woodland Wonders group met with community arts company Whippet Up between January 2019 and March 2020. Then Covid 19 happened; but it didn't stop us. We carried on with Zoom sessions and the Wonders created things at home that become part of outdoor trails through the woods.

This book captures some of the children's ideas.

All of this has been possible because of support from the Ragdoll Foundation, a charity set up support the creation of imaginative projects that reflects the world from a child's point of view.



www.whippetup.org.uk



Yeah Let's Do That
Inspiring art with under 5's
will be available from
Whippet Up in
September 2020



THRIFTFEST
UPCYCLED



The Home Edition of THE FESTIVAL OF THRIFT

YEAH!
LET'S DO THAT



Make a printing block with foam sponge. Cut out a simple shape and stick to cardboard.

Attach a handle like cotton reel or bottle top with tape, glue or glue gun.



Rolls of wallpaper are cheap and easy to use for printing



WARNING!
Hot Glue Gun!

Use plates for the paint, they don't tip and there is easy access



This may well lead to more messy play with printing from hands and feet! So much more fun but make sure you are prepared!

WHIPPET UP
CREATIVITY UNLEASHED CLC

THRIFTFEST
UPCYCLED



The Home Edition of THE FESTIVAL OF THRIFT